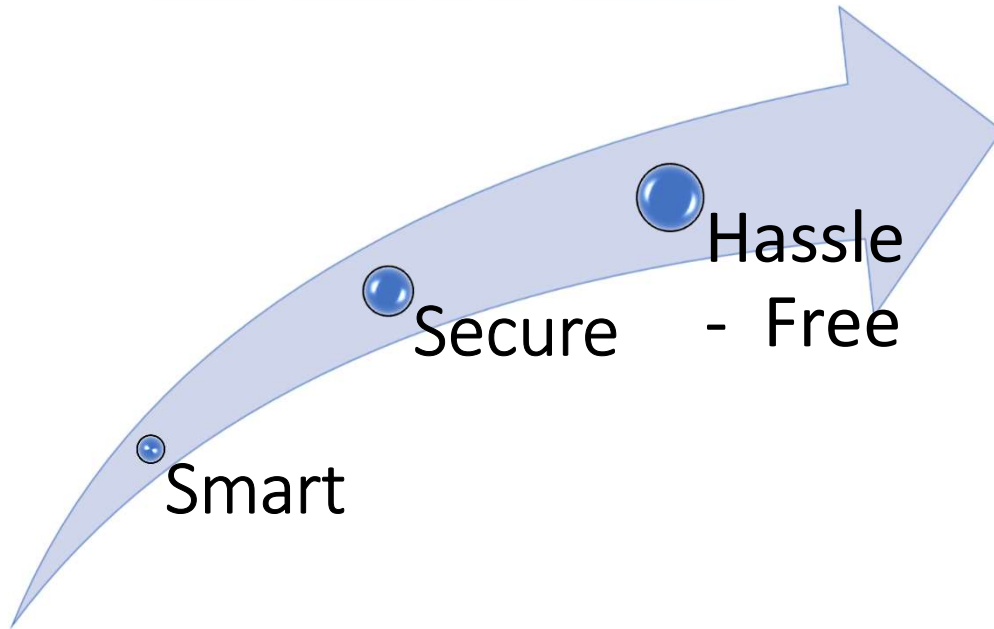



EB AUTO-PAY



Smart

Secure

Hassle
- Free



*E- Mandate Registration and
Cancellation Guidelines — Step by Step*




1

EB AUTO-PAY is a secure E-NACH (Electronic National Automated Clearing House) facility designed exclusively for TNPDCCL consumers.

 **100% Free & Fully Secure**

Enjoy seamless transactions with complete safety—no extra charges!

 **One-Time Setup, Automatic Payments**

Register once and your electricity bill will be automatically debited from your registered bank account.

 **Timely Payments**

Bill amount will be debited automatically on the **10th day from billing**—never miss a due date again!

 **Instant Alerts & E-Receipts**

Get SMS / email confirmations for every successful transaction to the registered contacts.


 **Custom Debit Limit**

Set your maximum debit amount based on your bill.

 **Flexible Control**

 Register anytime

 De-register anytime

 Instant confirmation via SMS/Email for both activation and cancellation

2

TNPDC
TAMILNADU POWER DISTRIBUTION CORPORATION LTD
CONSUMER SERVICES

Steps for Mandate Registration

Click here to link Aadhaar

Home FAQ Help Bill Calculator e-Receipt e-Invoice Login

24x7 மின்னகம்
94987 94987

Click on Register Mandate

eMandate Registration for Automatic Bill Payment

Register Mandate Cancel Mandate

Please enter Consumer No. as received through SMS/e-Mail/printed in receipt

Consumer No
01102001687

60195
Enter the above text
60195

Submit

© 2013 TNPDC

Step 1: Visit to TNPDC Online - Web portal - <https://www.tnebn.net.org/awp/nach>

Step 2: Click on register mandate.

Step 3: Enter your Consumer details and click **“Submit”**.

3



TNPDCCL
TAMILNADU POWER DISTRIBUTION CORPORATION LTD
CONSUMER SERVICES



Click here
to link
Aadhaar

Home FAQ Help Bill Calculator e-Receipt e-Invoice Login

24 மின்னகம்
94987 94987

Verify your Service connection details

eMandate Registration for Automatic Bill Payment

Consumer Details

Consumer No	09439002243
Consumer Name	The Executive En*****
Address	Flat No:21 24hig Flats, S.N*****
Mobile No	*****82085
Service Status	Live

Mandate Details to be Submitted to Bank

Mobile No

Email Id

Maximum Amount To Debit

Mandate Start Date DD-MM-YYYY

Mandate End Date dd-MM-yyyy

All Fields are Mandatory

Get OTP

Note: The bill amount will be deducted on 10th day from the date of assessment.

Step 4 : Verify your service connection details.

Step 5 : Kindly fill up the EB Auto-Pay's Start Date to End date and other details for automatic EB bill payments.

Step 6 : Enter the Maximum amount to be debited from the bank account to pay the EB Auto-Pay and Select **“Get OTP”**

Step 7 : Kindly enter the **“OTP”** sent to the provided Mobile No. and confirm the registration.



- I am authorising Tamil Nadu Power Distribution Corp Ltd to debit my account based on the instructions herein.
- I understand that the bank to which I have authorised the debit may levy one time mandate processing charges as mentioned in the banks latest schedule of charges.
- I understand that I am authorised to cancel/amend this mandate by appropriately communicating the cancellation/amendment request to Tamil Nadu Power Distribution Corp Ltd or to the bank which I have authorised the mandate.

MANDATE

Mandate variant	Tamil Nadu Power Distribution Corp Ltd
Creditor	Tamil Nadu Power Distribution Corp Ltd
Creditor NACH utility code	NACH00000000058498

CUSTOMER

Maximum Amount	6000.00 ₹
Frequency	ADHO
Start Date	2026-04-10
End Date	2066-03-26
Sequence Type	Recurring
Category Description	Utility Bill Payment Electricity

End Date	2066-03-26
Sequence Type	Recurring
Category Description	Utility Bill Payment Electricity

BANK ACCOUNT

Account Name	CP Hareesh
Bank	HDFC BANK LTD
Account type	<input checked="" type="radio"/> Savings <input type="radio"/> Current
IFSC Code	HDFC0001765
Account Number
Re-type Account No.	17651000011109
Mode of Authorization	Net Banking

- Before proceeding, ensure that you have the netbanking login details or debit card and PIN associated with the above bank account.
- You will be redirected to your bank's mandate setup web interface via NPCI.
- On selection of netbanking, log in with your internet banking username and password. On selection of debit card, enter your card details and PIN. Follow the instructions to authorise the mandate.
- If the authorisation is successfully, you will see a confirmation. If the authorisation is unsuccessfully you can return to this page and try again.

Next



Step 8 : Upon “OTP” confirmation, please verify the “EB Auto-Pay” mandate details.
Step 9 : Enter Bank Details and click on “NEXT”

5



- I am authorising Tamil Nadu Power Distribution Corp Ltd to debit my account based on the instructions herein.
- I understand that the bank to which I have authorised the debit may levy one time mandate processing charges as mentioned in the banks latest schedule of charges.
- I understand that I am authorised to cancel/amend this mandate by appropriately communicating the cancellation/amendment request to Tamil Nadu Power Distribution Corp Ltd or to the bank which I have authorised the mandate.

MANDATE

Mandate variant: Tamil Nadu Power Distribution Corp Ltd
Creditor: Tamil Nadu Power Distribution Corp Ltd
Creditor NACH utility code: NACH00000000058498

CUSTOMER

Maximum Amount: 6000.00 ₹
Frequency: ADHO
Start Date: 2026-04-10
End Date: 2026-03-26
Sequence Type: RCUR
Category Description: Utility Bill Payment Electricity

BANK ACCOUNT

Account Name: CP Hareesh
Account Number: XXXXXXXXXXX1109
Bank: HDFC BANK LTD.
Mode of authorization: Net Banking

- Before proceeding, ensure that you have the netbanking login details or debit card and PIN associated with the above bank account.
- You will be redirected to your bank's mandate setup web interface via NPCI.
- On selection of netbanking, log in with your internet banking username and password. On selection of debit card, enter your card details and PIN. Follow the instructions to authorise the mandate.
- If the authorisation is successfully, you will see a confirmation. If the authorisation is unsuccessfully you can return to this page and try again.

Cancel

Proceed

Mandate Details

English

Redirecting to bank ...

NPCI Reference Id

216247141fca8749d6a49e926fe914b8

Merchant ID

NACH00000000058498

Merchant Name

Tamil Nadu Power Distribution Corp Ltd

Sponsor Bank Name

FEDERAL BANK

Mandate Type

CREATE



Copyright 2004-2026 NPCI. All Rights Reserved



- Step 10** : Upon Successful Validation of the Bank Account, click “**Proceed**” for E-Mandate Registration.
- Step 11** : The E-Mandate Registration process will be redirected to the consumer's bank website

6

Mandate - Mandate Registration Form

TimeLeft

Mandate Request initiating party name Tamil Nadu Power Distribution Corp Ltd	Category Description Utility Bill Payment Electricity
Customer Name CP Hareesh	Customer Telephone number
Mobile number +91-7845573542	Email-id hareesh93@gmail.com
Customer's Bank HDFC BANK LTD	
Debit Account number XXXXXXXXXXXX1109	Mandate Amount (Max) ₹ 6000.00
Debit Frequency Adhoc	Start Date (YYYY-MM-DD) 2026-04-10
Expiry Date (YYYY-MM-DD) 2066-03-26	Sequence type Recurring
Reference 1	Reference 2 1129912


Net Banking

The information is accurate as per my best knowledge. I wish to proceed with NetBanking for registering e-mandate. By clicking submit, I agree to HDFC Bank's data privacy notice - [Global privacy notice](#).

Submit

Submitted E-Mandate Details

nupay



Mandate summary

Name	
Bank	HDFC BANK LTD
Account type	Savings
Account number	XXXXXXXXXXXX1109
Amount	6000.00 ₹
Start date	2026-04-10
End date	2066-03-26
Frequency	ADHO
Purpose of mandate	Utility Bill Payment Electricity
Corporate name	Tamil Nadu Power Distribution Corp Ltd
Utility number	NACH00000000058498
Reference number	66aa6dcc84adc7256d64
UMRN number	HDFC7012603262020365
NPCI REF number	2483022ede4c7b49f5b7041d284035a4

Your E-Mandate registration is successfully completed. Your reference ID for E-Mandate registration is 0128497620.

OK


Step 12 : Kindly verify the e-Mandate in the bank website and click “**Submit**” to register for the “**EB Auto-Pay**”

Step 13 : Upon successful submission, E-Mandate registration details will be displayed.

Step 14 : Click “**OK**” to obtain the confirmation status from TNPDCCL.


Successful E -Mandate Registration Details for EB Auto- Pay





Click here
to link
Aadhaar

[Home](#) [FAQ](#) [Help](#) [Bill Calculator](#) [e-Receipt](#) [e-Invoice](#) [Login](#)



94987 94987

eMandate Registration status:

Name	C.P.Hareesh&C.P.Rajineesh	Account Type	Savings
Account Number	17651000011109	Amount	2000.0
Start Date	Friday, 5 June 2026 00:00	End Date	Friday, 26 March 2066 00:00
Frequency	ADHO	Corporate Name	TAMILNADU POWER DISTRIBUTION CORPORATION LIMITED
Utility Number	NACH00000000058498	Reference Number	66aa6dcc84adc7256d64
UMRN	HDFC7012603262020365		

© 2013 TNPDCCL

Step 15 : Once “EB Auto-Pay” registration is complete, the page will be redirected to the TNPDCCL’s website with the E- Mandate details for the registered Service connection number.

Step 16 : Confirmation will be sent via SMS or email to your registered contact details.

Steps for Mandate Cancellation

Click here to link Aadhaar

Home FAQ Help Bill Calculator e-Receipt e-Invoice Login

94987 94987

Click on Cancel Mandate

eMandate Registration for Automatic Bill Payment

Register Mandate Cancel Mandate

Please enter Consumer No. as received through SMS/e-Mail/printed in receipt

Consumer No
09033034278

Registered Mobile No
7845573542

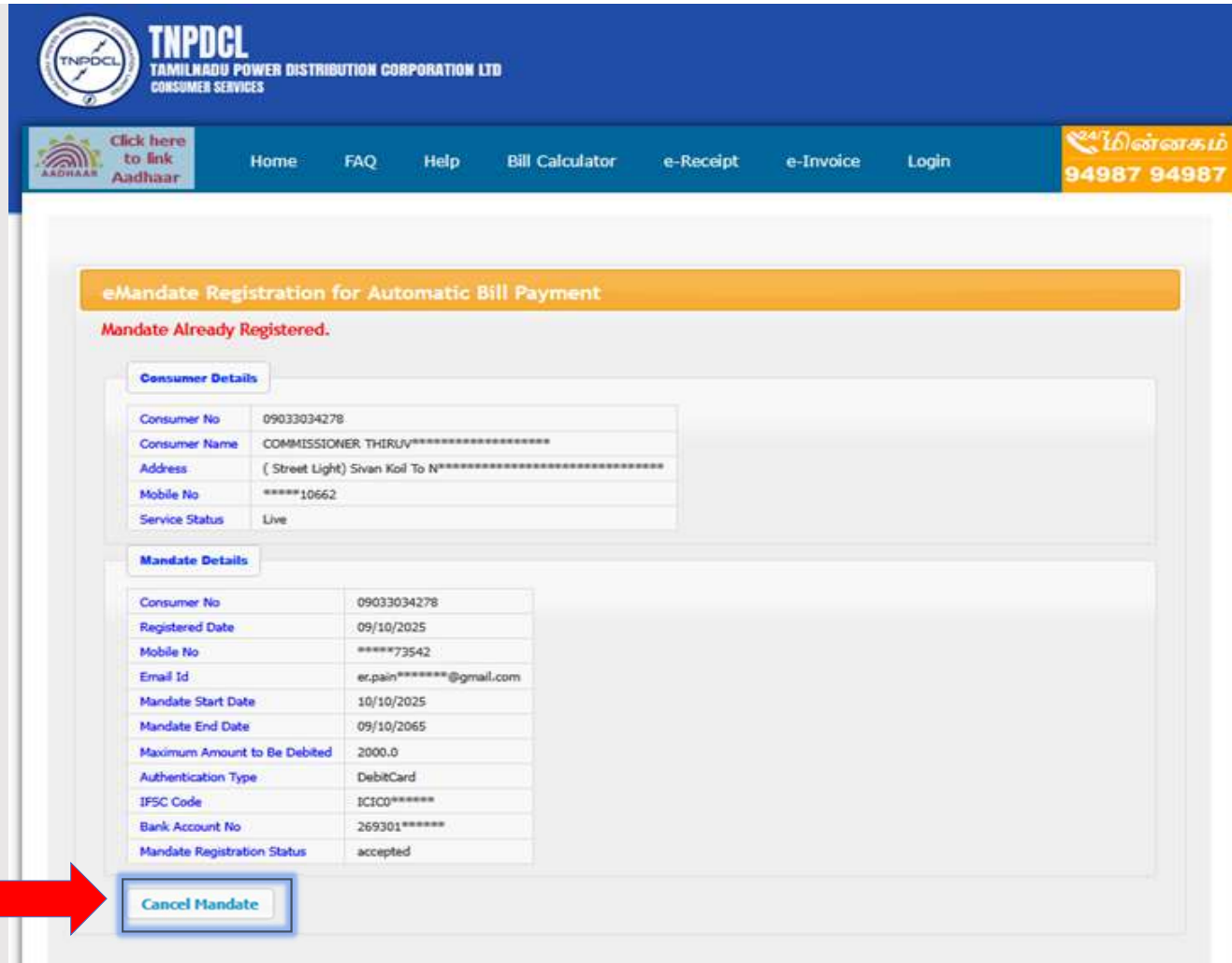
Submit

© 2013 TNPDC.

Step 1: Visit to TNPDC Online - Web portal - <https://www.tnebn.net.org/awp/nach>

Step 2: Click on Cancel mandate.

Step 3: Enter your Consumer details, Registered Mobile No. and click “**Submit**”.



TNPDCCL
TAMILNADU POWER DISTRIBUTION CORPORATION LTD
CONSUMER SERVICES

Click here to link Aadhaar

Home FAQ Help Bill Calculator e-Receipt e-Invoice Login

94987 94987

eMandate Registration for Automatic Bill Payment

Mandate Already Registered.

Consumer Details

Consumer No	09033034278
Consumer Name	COMMISSIONER THIRUV*****
Address	(Street Light) Sivan Koil To N*****
Mobile No	*****10662
Service Status	Live


Mandate Details

Consumer No	09033034278
Registered Date	09/10/2025
Mobile No	*****73542
Email Id	er.pain*****@gmail.com
Mandate Start Date	10/10/2025
Mandate End Date	09/10/2065
Maximum Amount to Be Debited	2000.0
Authentication Type	DebitCard
IFSC Code	ICIC0*****
Bank Account No	269301*****
Mandate Registration Status	accepted

[Cancel Mandate](#)

Step 4 : Verify the Service Connection Number and E- Mandate details which was provided for the “EB Auto-Pay”.

Step 5 : Kindly click on “Cancel Mandate” to stop automatic EB bill payments through “EB Auto-Pay”.



TNPDC
TAMILNADU POWER DISTRIBUTION CORPORATION LTD
CONSUMER SERVICES

Home FAQ Help Bill Calculator e-Receipt e-Invoice Login

மின்சார்பு
94987 94987

eMandate Registration for Automatic Bill Payment

Mandate Already Registered.

Consumer Details

Consumer No	09033034278
Consumer Name	COMMISSIONER THIRUV*****
Address	(Street Light) Sivan Koil To N*****
Mobile No	*****10662
Service Status	Live

Mandate Details

Consumer No	09033034278
Registered Date	09/10/2025
Mobile No	*****73542
Email Id	er.pain*****@gmail.com
Mandate Start Date	10/10/2025
Mandate End Date	09/10/2065
Maximum Amount to Be Debited	2000.0
Authentication Type	DebitCard
IFSC Code	ICIC*****
Bank Account No	269301*****
Mandate Registration Status	accepted

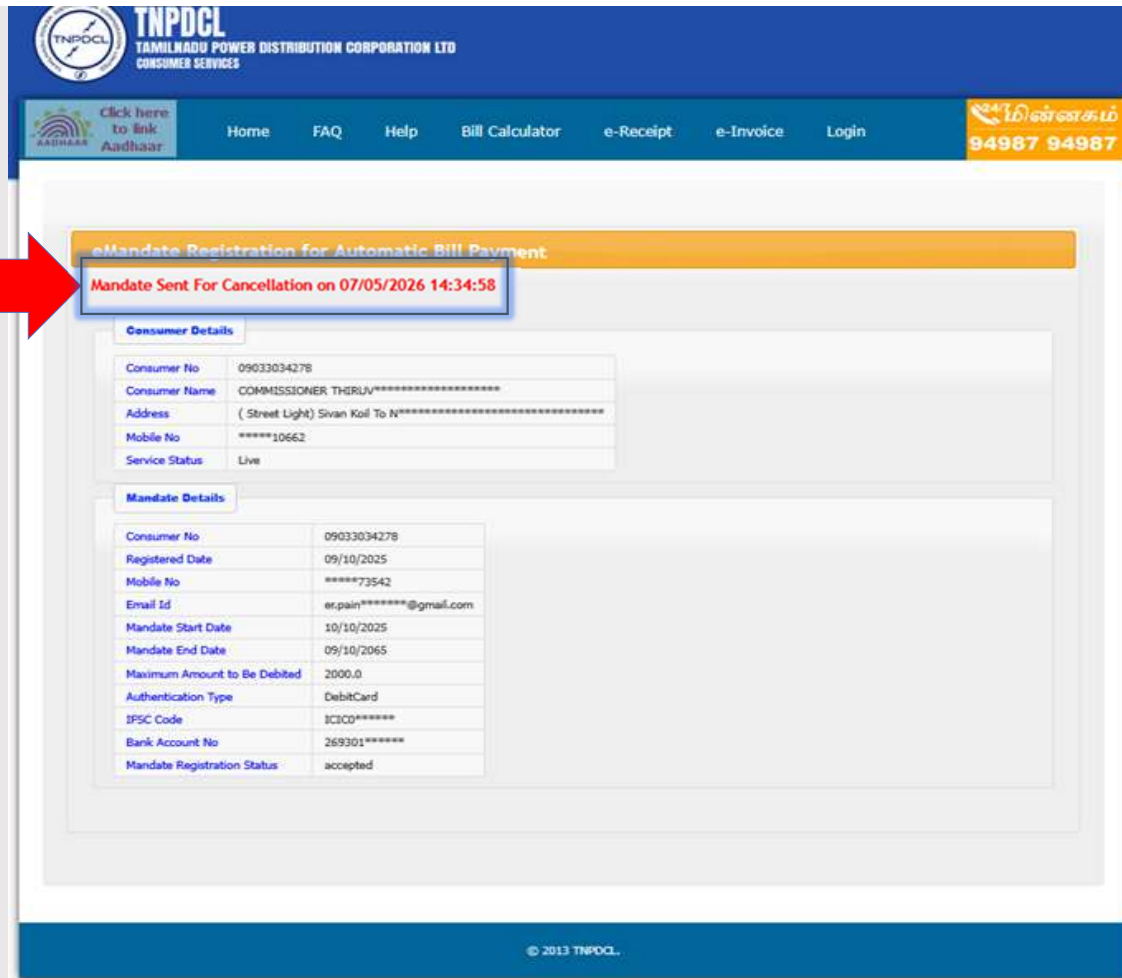
Enter OTP sent to registered mobile no:

Proceed to Cancel



Step 6 : Kindly enter the “OTP” sent to the provided Mobile No.

Step 7 : Click on “Proceed to Cancel” to cancel the E – Mandate for “EB Auto-Pay”.



TNPDCCL
TAMILNADU POWER DISTRIBUTION CORPORATION LTD
CONSUMER SERVICES

Click here to link Aadhaar

Home FAQ Help Bill Calculator e-Receipt e-Invoice Login

94987 94987

eMandate Registration for Automatic Bill Payment

Mandate Sent For Cancellation on 07/05/2026 14:34:58

Consumer Details

Consumer No	09033034278
Consumer Name	COMMISSIONER, THERUVU*****
Address	(Street Light) Sivan Koil To N*****
Mobile No	*****10662
Service Status	Live

Mandate Details

Consumer No	09033034278
Registered Date	09/10/2025
Mobile No	*****73542
Email Id	er.pain*****@gmail.com
Mandate Start Date	10/10/2025
Mandate End Date	09/10/2065
Maximum Amount to Be Debited	2000.0
Authentication Type	DebitCard
IPSC Code	IC30*****
Bank Account No	269301*****
Mandate Registration Status	accepted

© 2013 TNPDCCL



Step 8 : Upon successful cancellation of the E-Mandate request, instructions will be sent to the bank, and “EB Auto- Pay” will be stopped completely and details will be displayed.

Step 9 : Confirmation will be sent via SMS or email to your registered contact details.